



SWTEST

PROBE TODAY, FOR TOMORROW

2022 CONFERENCE

The semiconductor industry is fast adapting to a new reality. How can suppliers of probe cards keep up?



John West
Yole Développement

June 5 - 8, 2022

Overview

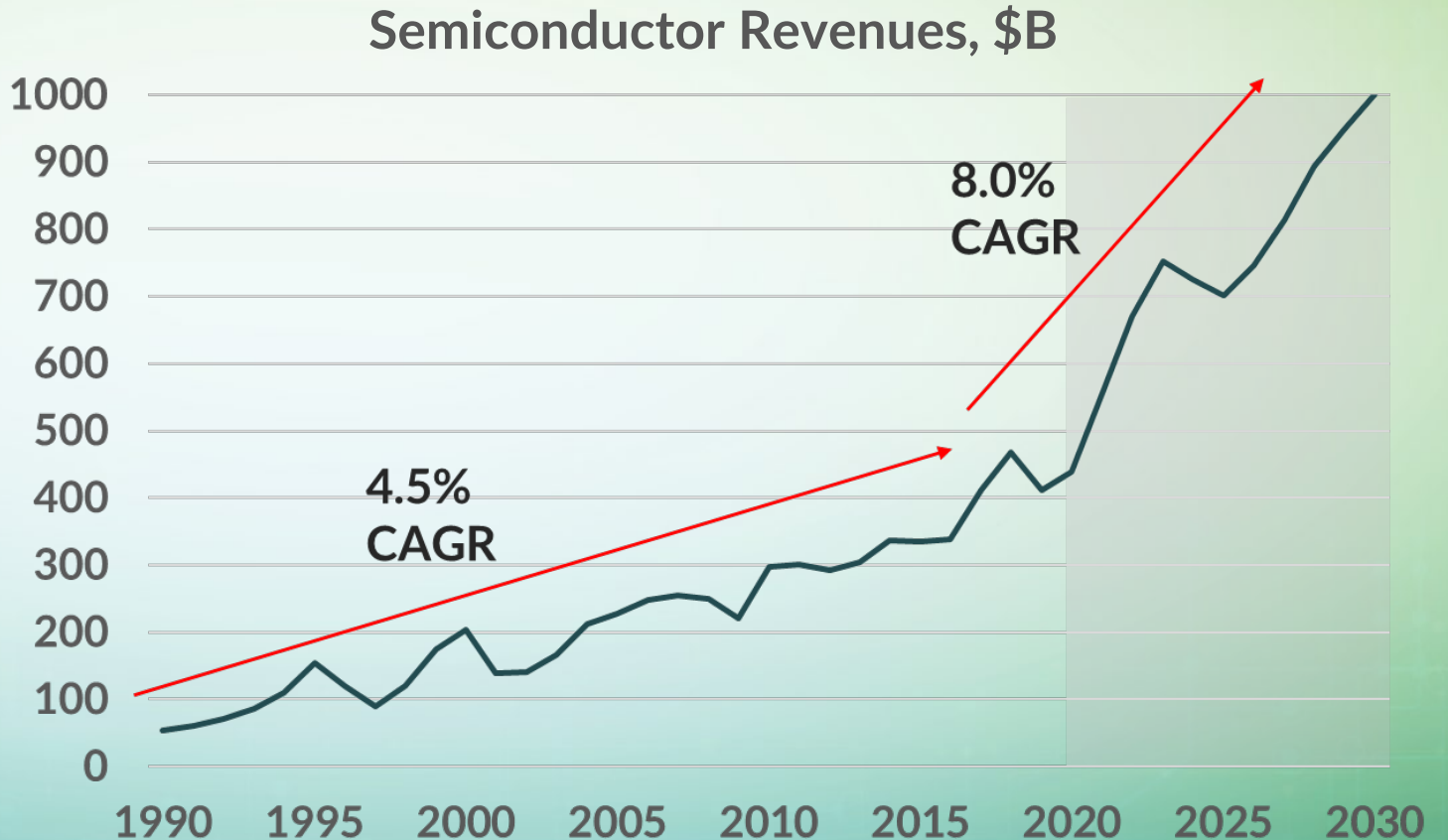
- **Powerful forces are acting on the semiconductor industry!**
- **What this means for the semiconductor supply chain ?**
- **How will influence probe card market?**

Semiconductor Super Cycle

On track to beat 1 trillion USD by 2030

2 Factors in play:

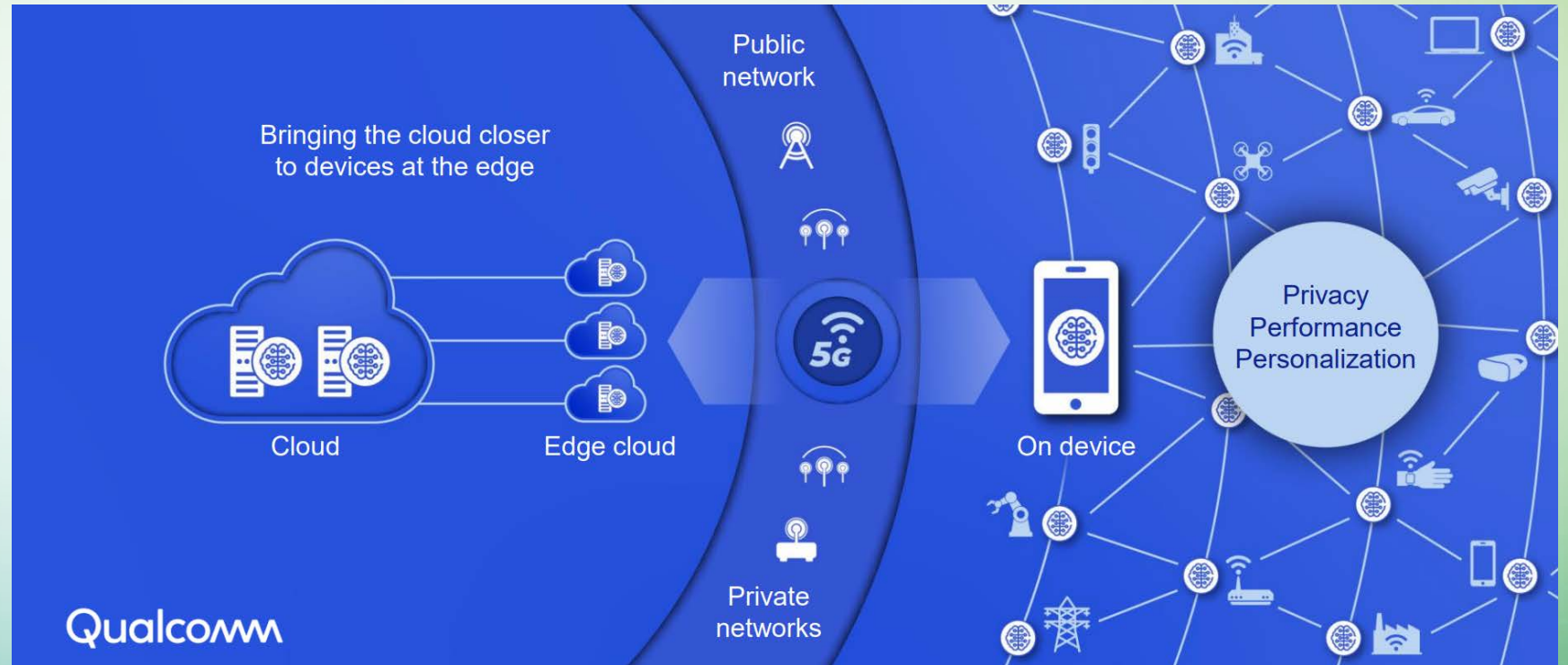
- COVID-19 has accelerated the adoption of digital technologies by several years
- Clear manufacturing technology roadmap to 1nm (Equipment, materials, device architectures, and packaging technologies)



Industry Doubling in Ten Years

Distributed computing enabled by 5G

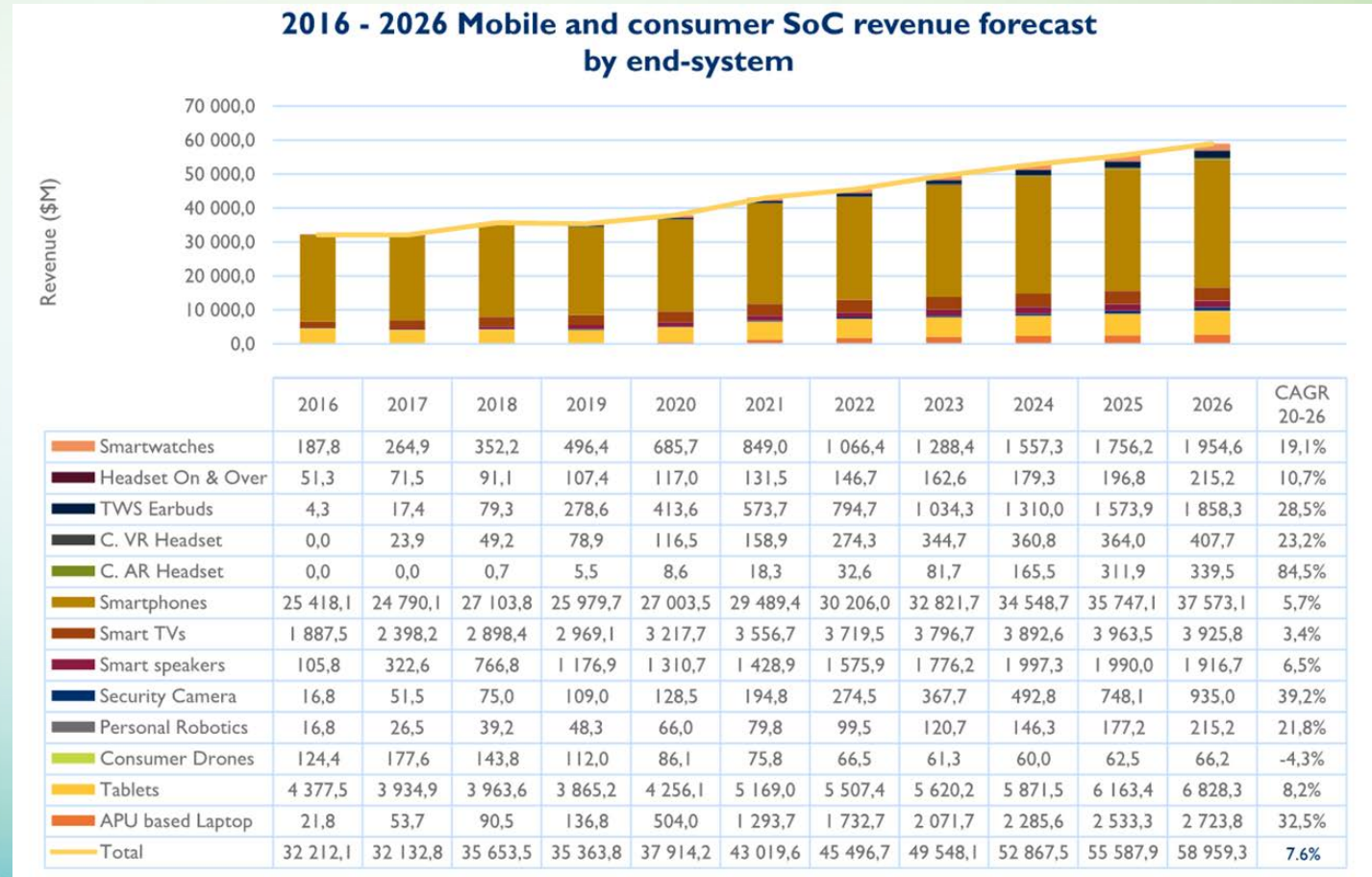
- It's a data centric world – no longer driven by human consumption alone
- Silicon content (cm²) of electronic devices is increasing
- Majority of the distributed network involves More than Moore devices



Strong Growth Across Multiple Segments

Example - Mobile & Consumer – SoC by end-system, \$M

- In terms of processor revenue, smartphone will stay by far the most important market, with more than 60% of the total SOC revenue in 2026
- 7 end-systems are expected to exceed \$1B each in 2026



Industry Doubling in Ten Years

Surge in demand stretching supply chains to breaking point

- Fab builders are sold out for 2 years
- Wafer Fab Equipment manufacturers' lead times are extending
 - Some key WFE manufacturers have reached maximum capacity
 - Key subsystems and components suppliers unable to keep up
 - COVID-19 still affecting supply
 - Chip shortage now affecting WFE manufacturers
 - Relocation of supply chains away from China adding to the problem
 - Equipment prices going up
- These constraints are limiting growth but will reduce the severity of the next downturn
- Chip shortages have exposed supply chain risks and regional dependencies

Chip Shortages Expose Supply Chain Risks

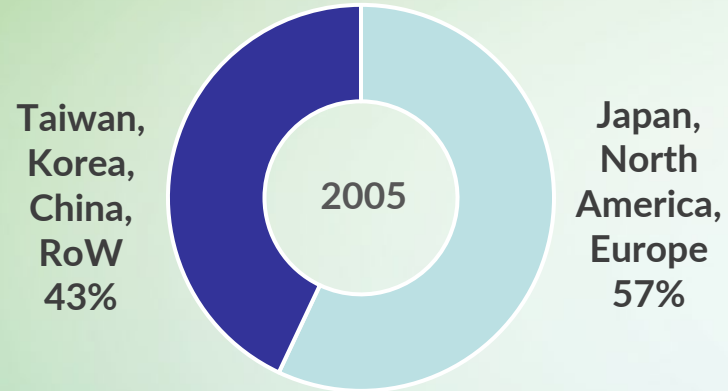
Governments are taking a long and hard look at dependencies

- COVID-19 and US-China trade war are the catalysts for government action
- Majority of leading-edge chip manufacturing is now in South Korea and Taiwan
- What about the rest of the semiconductor supply chain?
 - Chip design software
 - Wafer Fab Equipment
 - Test Equipment
 - Assembly Equipment
 - Specialist subsystems and components used on Wafer Fab Equipment
 - Test consumables – probe cards, test sockets and advanced PCBs
 - Materials

Should we be worried?

Chipmaking Shifting to Korea, Taiwan, and China

Manufacturing capacity (wafer area) by region



- Manufacturing of advanced chips ($\leq 7\text{nm}$) - Taiwan (TSMC) and South Korea (Samsung)
- US losing/lost the lead in manufacturing know-how
- EU at 20nm
- Japan - non-memory manufacturing at 40nm
- US, EU and Japanese Government incentives are changing as they now understand the risks

Public data from ESIA, Knometa Research

Semiconductor Supply Chain

Majority of intellectual property belongs to US, EU, and Japanese suppliers

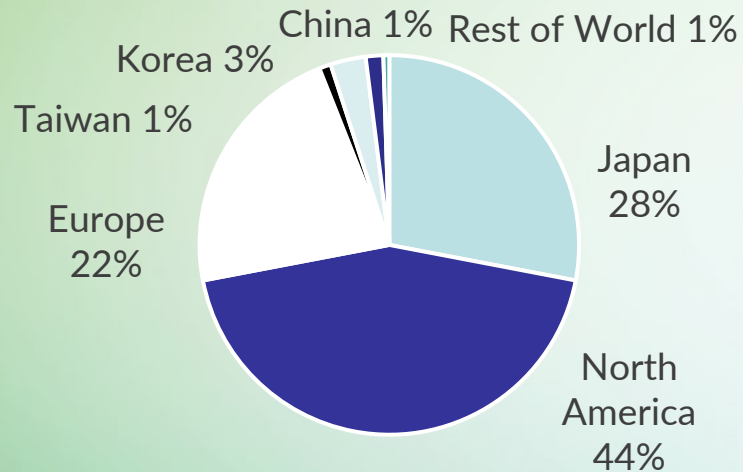
- **Chip design software:**
(Synopsys, Mentor Graphics)
- **Wafer Fab Equipment:**
(AMAT, LAM, ASML, KLA, TEL)
- **Test Equipment:**
(Teradyne, Advantest)
- **Assembly Equipment:**
(ASM Pacific, BESI)
- **Specialist subsystems and components used on Wafer Fab Equipment:**
(Edwards, MKS, AEI)
- **Test consumables – probe cards, test sockets, and advanced PCBs:**
(FormFactor, Technoprobe, MJC)
- **Materials, etc.**

But where are they being made?

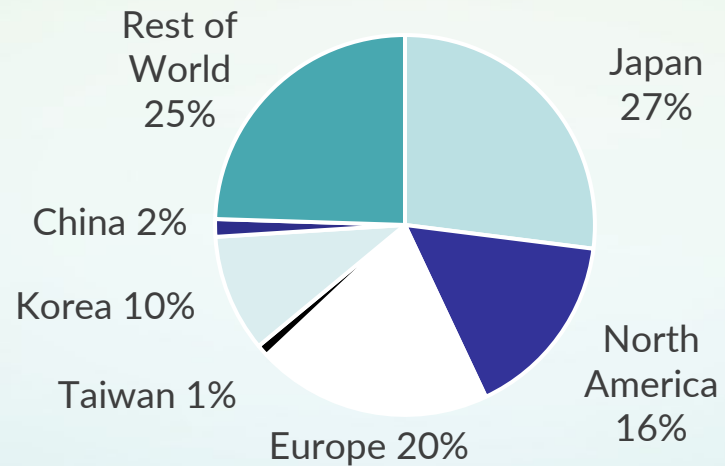
Wafer Fab Equipment Shifting to Southeast Asia

Supplier HQ vs. Location of Manufacturing by Region 2021

By Region of Company HQ



By Region of Manufacture



- Latest announcements indicate significant shift of equipment manufacturing back to US
- Other parts of the supply chain have similar characteristics

- US OEMs (Applied Materials, Lam Research and KLA) aggressively offshoring manufacturing to Singapore and Malaysia. R&D and decision making also moving to South East Asia
- Their key suppliers, also with HQs in US, EU and Japan, are moving manufacturing to Singapore, Malaysia, Korea and China.

Geopolitical Forces



Re-evaluation of the
cost vs. risk equation



Localisation

- protect local technology sovereignty
- develop local supply chains, establish own ecosystem



- **US, EU, and Japan**
 - Attract Intel, Samsung and TSMC
 - Re-shore
 - Limit China's access to technology



- **Korea and Taiwan**
 - Invest in overseas manufacturing
 - Maintain lead in manufacturing technology



- **Swift reaction from China**
 - Significant investment in R&D
 - Bring in overseas talents

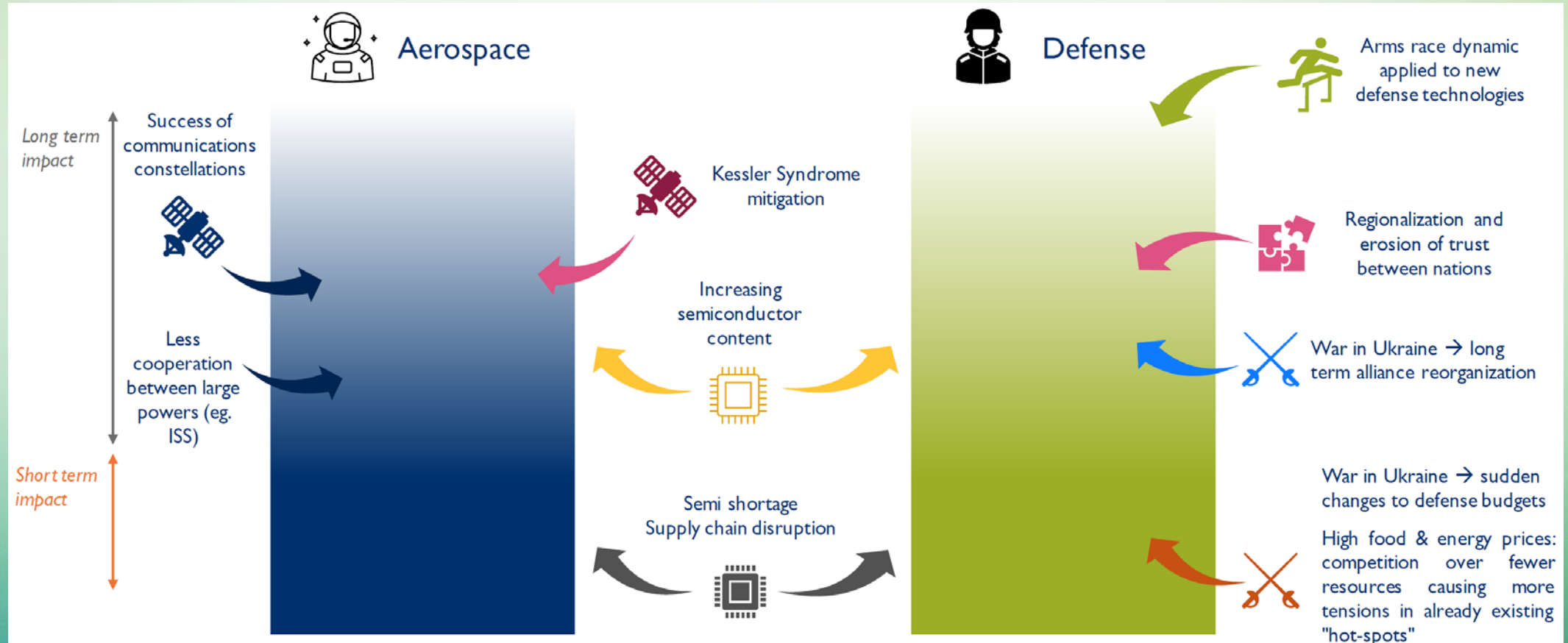
2022 New Added Force

Following Russian / Ukraine War, a new world order is emerging

- The global **defense spending** has reached **\$2.1T** in 2021 with a **0.7%** increase from 2020, surpassing two trillion dollars for the first time in history.
- The **Space market** is **expanding**, driven by defense programs, new customer approaches (communication, space tourism), and renewals of major space programs.
- The 2021 Defense and Aerospace semiconductor market represented **1%** of the total semiconductor market, representing **\$5.8B** of a \$555B total.
- The 2021 Defense and Aerospace semiconductor market consumed **3.8%** of the total semiconductor probe cards, representing **\$0.1B** of a \$2.57B.
- Regionalization and increased semiconductor content are the main long-term evolutions for the defense and space applications.

Long Term and Short Term Evolutions

Inside & outside forces that will have a durable effect on the Aerospace and Defense Industries



Disruption Ahead

Semiconductor industry is getting pulled out of shape...

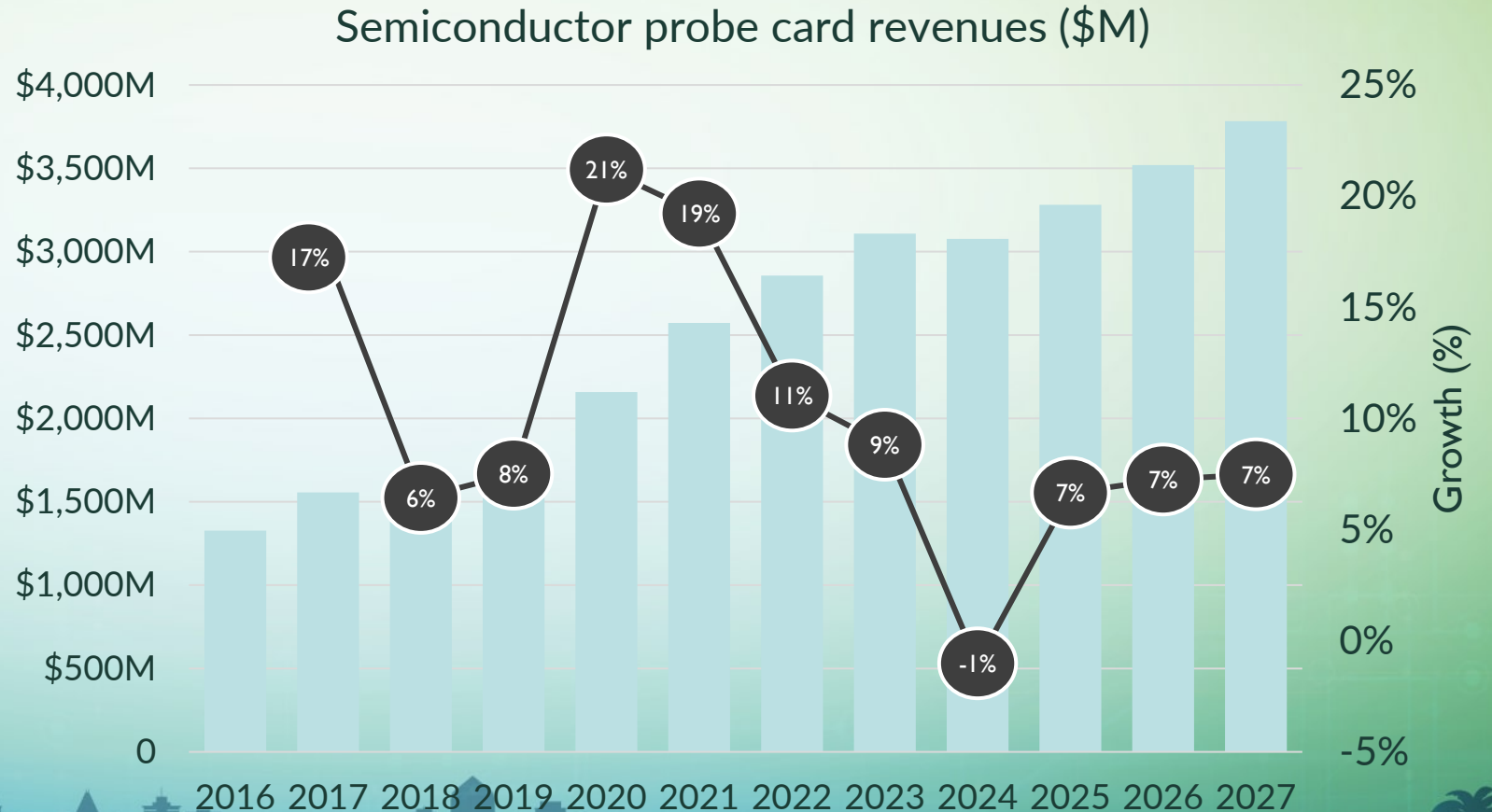
- Risk of overcapacity by 2024
 - Higher prices due to relocation of manufacturing to higher cost regions
 - Duplication of resources to offset supply risks are adding to costs
 - Larger inventories to reduce supply chain shocks adding to costs
 - Supply chains on the move - relocation
 - Changing government strategies
- Russia has new plans to ramp up local production from 90 nm at the end of 2022 to 28 nm by 2030
 - Spain wants to invest \$12.4 Billion in chips
 - TSMC starts construction for new chip fab in Japan in April 2022

...but will eventually settle into a new pattern

Annual Sales of Probe Cards, \$M

Continued double digit growth following 2020

- **Revenue growth** in 2021 would have been **greater** if the supply chain were able to respond faster.
- In the end, **sales** increased **19%**, which was well above the **long-term growth** rate of around **14%**.
- General price increases across the board and inventory builds were contributing factors. Prices for probe cards used in some leading-edge applications attracted premium pricing.



Probe Card Market Dynamics

Market Overview 2021

- **Semiconductor probe card revenues continue to break away from the long-term trend**
 - Revenue exceeded \$2.5Bn in 2021
 - Double digit growth for a third year in a row forecast for 2022
 - Revenues to reach \$2.86Bn in 2022
 - Long-term growth trend of 5.8% will result in a market of \$3.78Bn by 2027
- **Vertical probe cards making a comeback**
 - Vertical probe card technology gaining success in logic, power, and RF applications
 - The switch away from cantilever and vertical probe cards to MEMS probe cards is slowing
 - MEMS probe card revenues are stabilizing at 69% of total semiconductor probe card revenues
- **Over 50 suppliers active in the market**
 - Chinese suppliers gaining traction in the MEMS probe card market
 - Impact of US-China trade dispute having a measurable impact on US suppliers

Probe Card Market Dynamics

Market Drivers - Next 5 to 10 Years

	2016 - 2021 CAGR	2022 - 2027 CAGR
Processors	10.5%	6.5%
Sensors	12.1%	7.1%
RF	9.2%	4.9%
SiC and GaN Devices	22.8%	35.2%
DRAM	18.0%	9.1%
NAND	13.6%	5.9%

- **Memory** is an important market and reliably accounts for over one-third of probe card revenues. **DRAM** and **NAND** are forecast to continue growing at healthy compound annual growth rates of **9.1%** and **5.9%**, respectively, for the next five years.

- **Non-memory** market drivers are all **positive** and set for continuous growth over the next five years.
- **Processors** for mobile and AI applications using advanced technology nodes are driving demand for fine pitch leading-edge probe card technologies.
- **Sensors** and **RF** are critical drivers for MEMS and the specialty probe card businesses.

Navigating the Turbulence and Exploiting Opportunities



Call to
action

- **Get to up-to-date market research**
- **Be pro-active**
- **Think big, act smart**